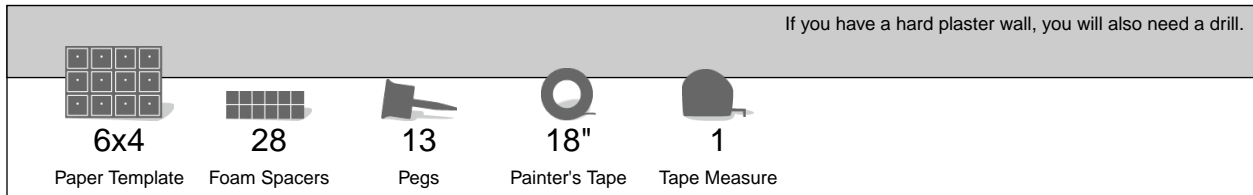


Instructions

Layout 369

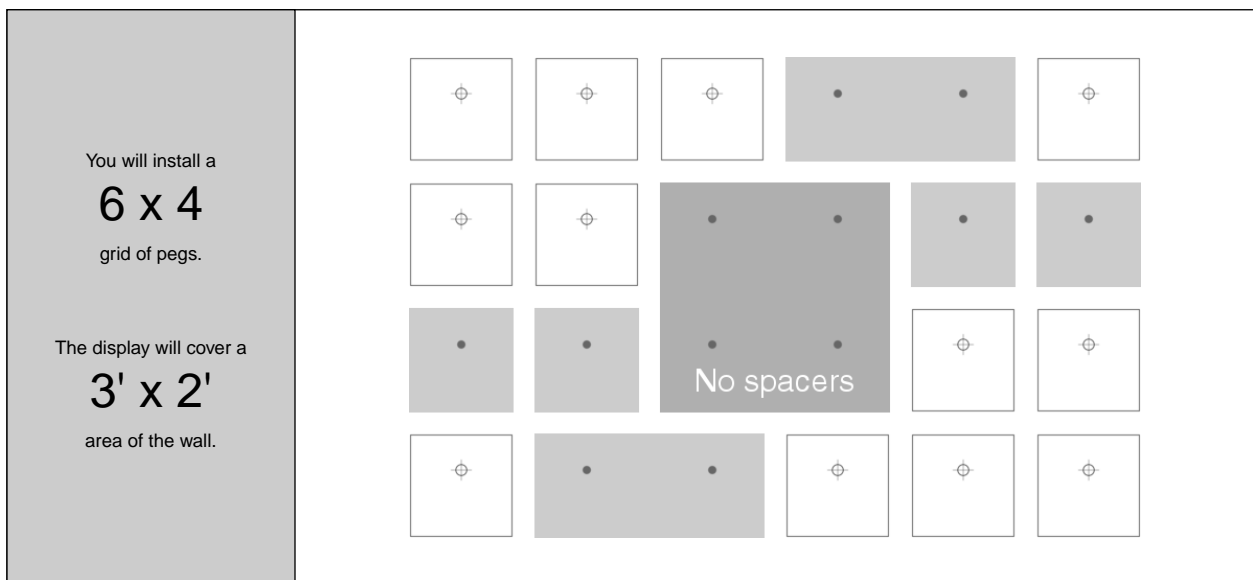
1. Unpack the contents of your order and gather the tools you'll need:



2. Cozy up to the wall with your web browser and visit:



3. Follow the step-by-step directions online.




Note: The foam spacers are only for the small 5x5, 5x11 and 5x17 panels.



Unless you do this step, some panels will flop about and hang at an angle.



To the panels that span 1, 2 or 3 pegs, attach adhesive foam spacers to the back corners as shown above – on the paper.



Now these panels will hang parallel to the wall and hold tight.